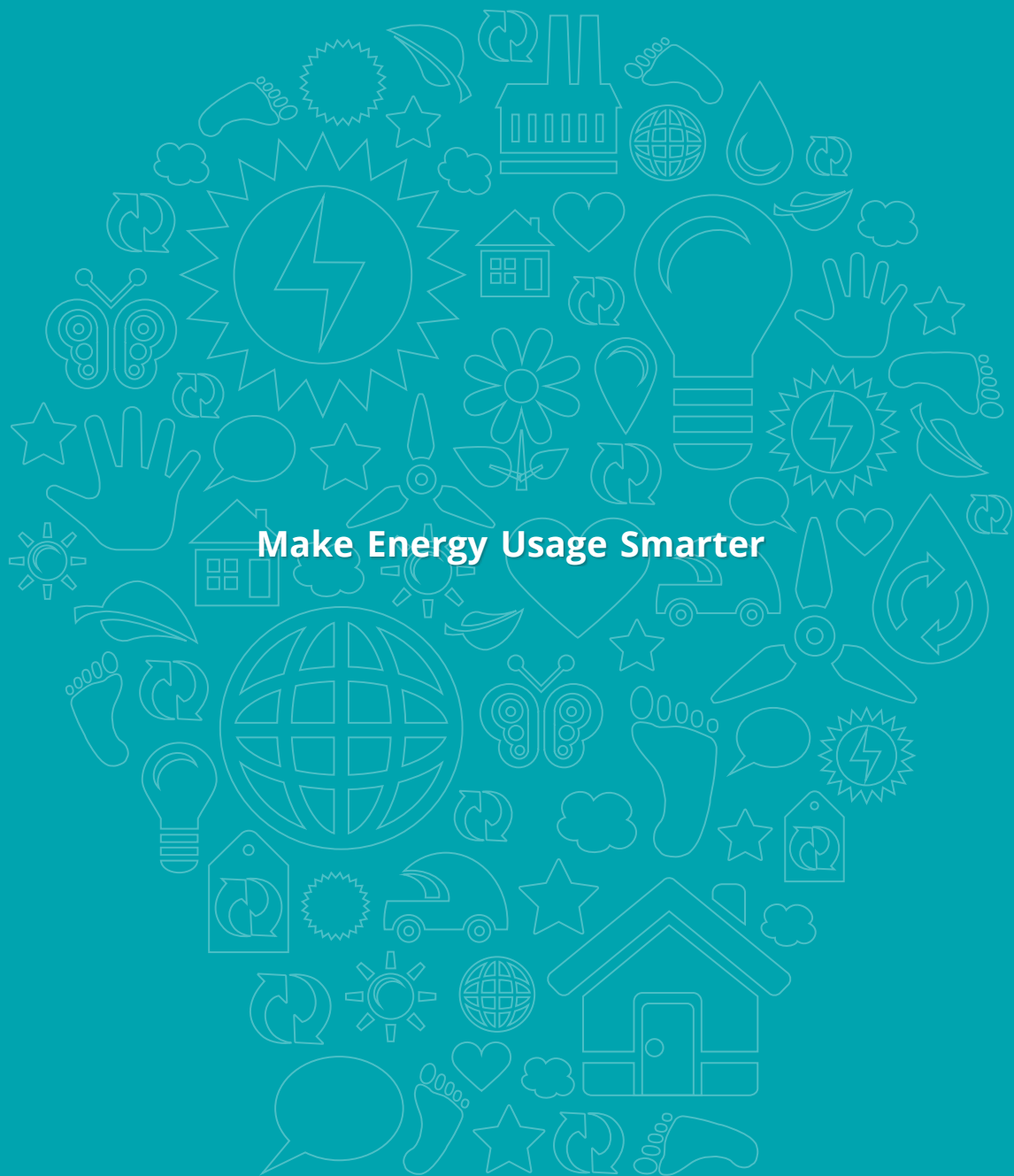




- CATALOGUE +

SOLUTIONS BY **ACCUENERGY**



Make Energy Usage Smarter



CONTENTS

Chapter 1: About Accuenergy	2
Chapter 2: Accuenergy Meters	4
2.1 Acuvim II - Power & Energy Meter	4
2.2 Acuvim-L - Panel / Device Meter	6
2.3 Acuvim Communications Modules	8
2.4 AcuRev 1310 - DIN-Rail Power & Energy Meter	10
2.5 EV300 - Multi-Function Power Meter	12
2.6 AcuRev 2000 - Multi-Circuit Submeter	14
2.7 AcuDC 240 - DC Power & Energy Meter	16
Chapter 3: Panel Metering Solutions	18
3.1 AcuPanel 9100 - Pre-Configured Panel Meter	18
Chapter 4: Communications & Software Solutions	20
4.1 AcuLink 710 - Data Acquisition Gateway	20
4.2 AcuMesh - Wireless RS485 Metering Network	22
4.3 AcuCloud - Cloud-Based Metering Platform	24
Chapter 5: Current Transformers	30
5.1 AcuCT Flex - Flexible Rope Style CTs	30
5.2 RIK - Rogowski Integrator Kit	32
5.2 AcuCT R - Press to Open Split Core CTs	33
5.3 AcuCT mV - Revenue Grade 333mV CTs	34
5.4 AcuCT 5A - Revenue Grade 5A CTs	35
5.5 AcuCT Hinged - Compact 333mV Hinged CTs	36



We Are Accuenergy

Accuenergy (Canada) Inc. specializes in power metering solutions that leads the industry in revenue grade energy metering, power quality analysis, ease of deployment and advanced communication methods. Our reliable power meters have been used across the globe to monitor electrical systems in commercial buildings, industrial facilities, data centres and cell towers for more than 18 years.

Our goal is to provide users with well designed products that are built to be easy to implement without sacrificing key functionality. Our



pre-wired panel meters and wireless submeters were designed to offer the simplest tenant billing and metering solutions on the market, while providing ease of installation.



~ ACUVIM II ~

KEY FEATURES

Four different models for Revenue Grade Metering, Data Logging, Time-of-Use and Power Quality.

Revenue grade ANSI C12.20 class 0.2 & IEC 62053-22 class 0.2s.

Built-in MODBUS RTU and DNP 3.0 protocols via RS485 port.

Plugin modules for Ethernet, WiFi, BACnet, Profibus.

Optional data logging, time-of-use and power quality monitoring.

Choose panel mount meter with display or DIN rail mount transducer with optional remote display.

Multifunction meter in NEMA 3 housing with three line backlit graphical LCD display.

Optional DIN rail mount transducer form factor for system integration

MASTER OF INTEGRATION

Highly configurable and designed for easy-integration in almost any metering application. The Accuvim II series offers a wide array of plug-in expansion modules for up to 15 different communication protocols.

ACCUENERGY.COM/ACUVIM-II



ACCUENERGY

WWW.ACCUENERGY.COM

Pg: 4
V: 1.1 Revised: 19-6-2017



DATA LOGGING

Acuvim IIR adds data logging capability of historical data for trending, analysis and reports and tenant metering plus threshold alarms and remote monitoring.

TIME-OF-USE

Acuvim IIE adds flexible time-of-use for industrial/ commercial customers with complex time-based or tier-based rate structures.

POWER QUALITY MONITORING

The Acuvim IIW adds harmonic analysis and advanced power quality event logging with waveform capture and event logging.


ACUVIM II SERIES MODELS

	Acuvim II	Acuvim IIR	Acuvim IIE	Acuvim IIW
Application	General Use	Billing / Data Logging	Time-of-Use	Power Quality
Metering	400 Parameters	400 Parameters	400 Parameters	400 Parameters
Data Logging		•	•	•
Memory		8MB	8MB	16MB
Time-of-Use			•	
Power Quality				•



ACUPANEL
COMPATIBLE
METER





ECONOMICAL SUB METERING

This economical series of meters offers quality and performance typically found in meters many times it's price. The Acuvim-L series are versatile electrical meters for panel/device monitoring of three phase AC systems.

ACCUENERGY.COM/ACUVIM-L

~ ACUVIM L ~

KEY FEATURES

Six different models for different applications including Time-of-Use, kWh metering, and MODBUS integration.

NEMA 4 rated tough design.

3-Line LCD display with backlight.

Multiple current transformer options.

Industry leading 5 year warranty.

Built-in MODBUS RTU (some models)

Optional DIN rail mount transducer (some models)

Built-in power supply for easier, faster installation.

Revenue grade ANSI C12.20 class 0.5 & IEC 62053-22 class 0.5s.





MODBUS INTEGRATION

Acuvim-L series meters are offered with built-in Modbus RTU communication via RS485 allowing meter parameters to be directly measured by a computer or master device when serial communication is in place.

TIME-OF-USE

Acuvim-EL features Time-of-Use functionality allowing users to segregate energy consumption to parallel utility tariffs in up to four different tariffs schedules, 12 seasons and 14 schedules. Ideal for sub metering in areas which have TOU or are tariff-based.

KWH METERING

All of the Acuvim-L series meters feature real-time bi-directional energy monitoring for clear, economical sub metering and kWh metering across single or three-phase circuits.

ACUVIM-L SERIES MODELS

	AL	BL	CL	DL	EL	KL
Application	Analog Meter Replacement	Pulse Output Meter	MODBUS Integration	Multiple System Integration	Time-of-Use & Tariff Metering	Low Cost kWh Submetering
Metering			Voltage, Current, Power			Current, Power
Energy & Demand	•	•	•	•	•	•
Time-of-Use					•	
Built-in Communication	-	2 Digital I/O		MODBUS RTU		
Expansion Modules	-	-	-	Digital Input, Digital Output, Profibus		-
DIN Rail Mount Option			•	•	•	•



**ACUPANEL
COMPATIBLE**
METER



COMMUNICATION

AXM Modules are designed for use with Acuvim II meters, expanding the communications capabilities of the core meter itself. These field-expandable modules are easy to deploy and plug directly into the meter allowing for easy installation.

[ACCUENERGY.COM/AXM-MODULES](http://accuenergy.com/axm-modules)



AXM COMMUNICATION MODULES

I/O MODULES INCLUDE

AXM-IO1
6 digital inputs, 24Vdc power for inputs, 2 relay outputs

AXM-IO2
4 digital inputs, 2 digital outputs, 2 analog outputs

AXM-IO3
4 digital inputs, 2 relay outputs, 2 analog inputs

Expansion Protocol Support
Modbus-TCP/IP, SNMP, SMTP, SNTP, HTTP(s) Post, HTTP(s) webserver, BACnet-MS/TP, BACnet-IP, Profibus, IEC61850, Second Modbus-RTU

Expansion Interface Support
Ethernet, Wireless Mesh Network, WiFi, Cellular, Profibus

ACUVIM II COMMUNICATION MODULES

	Standard Model	AXM-WEB-PUSH	AXM-WIFI	AXM-BMS	AXM-BIP	AXM-PROFI	AXM-RS485
MODBUS-RTU	•					•	•
DNP 3.0	•						
MODBUS-TCP		•	•				
HTTP Webserver		•	•		•		
HTTPS Webserver		•	•		•		
SMTP Email		•	•				
HTTP Push		•	•				
HTTPS Post		•	•				
FTP		•	•				
BACnet-MS/TP				•			
BACnet-IP					•		
PROFIBUS						•	
Wireless			•				



COMMUNICATIONS MODULES

These plug-in expansion modules are available for the Acuvim L line of economical power and energy meters.

ACUVIM-L LX MODULES

	Digital Input (DI)	Digital Output (DO)	RS485 Port	Profibus Port
LX-1	4	2	-	-
LX-2	4	2	1	-
LX-3	-	-	-	1
LX-4	4	2	-	1



COMMUNICATIONS MODULES

These plug-in expansion modules are available for the AcuDC line of DC power and energy meters.

ACUDC 240X MODULES

	Digital Input (DI)	Analog Output (AO)	Relay Output (RO)	Digital Output (DO)	Hall Effect Sensor Power Supply
240X-1	2	2	-	-	-
240X-2	2	2	-	-	-
240X-3	2	-	2	-	-
240X-4	2	-	-	2	-
240X-5	2	-	-	-	1





DIN-RAIL MULTI FUNCTION POWER METER

The AcuRev 1310 combines high performance with easy integration to provide a cost-effective power and energy monitoring solution. Featuring a built-in LCD, MODBUS-RTU communication, and 4 channel current input.

ACCUENERGY.COM/ACUREV-1310

ACUREV 1310

KEY FEATURES

Utility Revenue Grade Accuracy - IEC 62053-22
0.5s Class / ANSI C12.20 0.5 Class.

Measurement Canada Revenue Meter
approval

Multiple CT Input Options compatible with
any CT: 5A/1A, 333mV, Flexible Rogowski Coil,
80/100/200mA.

4 Channel current input including neutral
current measurement.

Residual current measurement available.

10-690Vac direct voltage input, fits all voltage
rating system with one model.

RS-485 port built-in with Modbus-RTU,
standard integration with most systems.

Standard Din-rail mount for ease-of-
installation.

Compatible with both 50Hz and 60Hz
systems.

Built-in energy pulse output and alarm output.

Optional relay output for alarm and remote
control.





4 CHANNEL CT INPUT

Accurately measure neutral current with 4th CT and provide residual current measurement.

AUTO PHASE-CHECK

Designed to automatically check most common wiring mistakes such as CT direction, voltage and current phase alignment.

SUPPORTS ALL ELECTRICAL SYSTEMS

Three phase three wire (3P3W), three phase four wire (3P4W), single phase three wire (1P3W two element), single phase two wire (1P2W one element) and more.

ACUREV 1310 SERIES MODELS

	1311	1312	1313	1314
Application	DIN-Rail mounted real-time energy monitoring	DIN-Rail mounted real-time power and energy monitoring	DIN-Rail mounted real-time bi-directional power and energy monitoring	DIN-Rail mounted real-time multifunction monitoring with neutral current measurement and calculated residual current
Metering	Energy, Voltage, Current, Active Power	Energy, Time-of-Use, Power Demand, Current Demand, Voltage, Current, Power, Power Factor, Frequency	Energy, Time-of-Use, Power Demand, Current Demand, Voltage, Current, Power, Power Factor, Frequency	Energy, Time-of-Use, Power Demand, Current Demand, Voltage, Current, Power, Power Factor, Frequency
Current Input	5A/1A: Field-Configurable 5A or 1A Current Transformer Input 333mV: 333mV Current Transformer Input RCT: Flexible Rogowski Coil Current Transformer Input 80/100/200mA: Field Configurable 80mA, 100mA or 200mA Current Transformer Input			
I/O Options	One relay output for alarm and remote control			



ACUMESH
COMPATIBLE PRODUCT





THREE-PHASE POWER METER

Three-Phase power and energy meters offering a low-cost solution for reliable power metering. The EV300 series offers bi-directional energy metering with utility revenue grade accuracy in a compact panel-mountable meter.

ACCUENERGY.COM/EV300



KEY FEATURES

- Bi-directional Energy Metering.
- Utility Revenue Grade Accuracy.
- Field Configurable 5A/1A CT Input.
- Compatible with both 50Hz and 60Hz system.
- RS485 port Built-in with Modbus-RTU.
- Standard Panel Mount 96mm DIN- Direct Retrofit.
- Switch Status Monitoring and Controlling.
- Energy Pulse Output.
- 4-20mA Analog Transducer Output.
- Over/Under Limit Alarm-triggered Relay Output.
- Lowest Cost in the Same Class Guaranteed.





VOLTAGE

Measuring from 10V to 230/400V directly that works with any voltage rating system. Potential Transformer ratio configuration supported.

CURRENT


5A and 1A CT input field-configurable that suits any industrial current transformer.

FREQUENCY

Automatically adapt to 50Hz and 60Hz system without compromising the accuracy, which simplify design and eliminate international OEM frequency issues.

EV300 SERIES MODELS

	EV387	EV390
Application	Panel-Mounted Economical kWh Metering	Economical Three-Phase Panel Monitoring
Metering	Voltage, Current, Energy, Reactive Energy	Voltage, Current, Power, Reactive Power, Apparent Power, Power Factor, Frequency, Energy, Reactive Energy
LCD Display	•	•
Digital Input	2 Digital Inputs	
Additional I/O Functions Available	•	•





MULTI-CIRCUIT POWER & ENERGY METER

AcuRev 2000 is a series of multi-circuit power and energy meters that offer revenue-grade accuracy and are engineered for multi-tenant / high-density electrical metering. Offering built-in data logging capabilities, multi-tariff time-of-use functionality, power quality metering, and capacity for up to 18 single-phase circuits or 6 three-phase circuits.

ACCUENERGY.COM/ACUREV-2000



ACCUENERGY

WWW.ACCUENERGY.COM

~ ACUREV 2000 ~

KEY FEATURES

18 channels for 18 single phase or 6 three phase circuits.

Revenue grade standard ANSI C12.20 class 0.5 and IEC 62053-22 class 0.5s.

External CTs for retrofit applications.

Optional direct current input to 80A for new installation.

Built-in MODBUS RTU via RS485 for integration.

Optional Ethernet communication with built-in webserver.

Optional Ethernet and WiFi communication with built-in HTTPs Webserver

Built-in data logging for historical recording.

Over/under limit alarms for demand control.

4 Programmable tariff periods with 12 independent seasons, 14 schedules, and 10 year holiday configuration.



DATA LOGGING

All monitored parameters such as the individual branch circuit consumption and demand along with I/O integrated units can be recorded for historical data logging and analysis on the meters non-volatile memory.

TIME-OF-USE

AcuRev 2000 series meters features Time-of-Use functionality allowing users to segregate energy consumption to parallel utility tariffs in up to four different tariffs schedules, 12 seasons and 14 schedules. Ideal for sub metering where TOU or tariff-based rates are applied for all connected individual circuits.

POWER QUALITY

AcuRev 2020 meters provide power quality parameters such as voltage and current THD, individual voltage and current harmonics up to 31st order,voltage crest factor, current K factor, voltage and current unbalance all monitored in real time per branch circuit and available for data logging.

ACUREV 2000 SERIES MODELS

	1EM	2EM	1DM	2DM
Application	Retrofit Multi-Tenant Submetering	Branch Circuit Monitoring	New distribution panel with up to 80A circuits per phase	New distribution panel with up to 80A circuits per phase
Number of Single Phase 1 Hot Circuits Monitored	9	18	9	18
Number of Three Phase Circuits Monitored	3	6	3	6
Additional CTs Required	Yes	Yes	No	No
CT Input	Via 333mV CTs or Rogowski Coil CT	Via 333mV CTs or Rogowski Coil CT	Direct Current Input	Direct Current Input



ACUMESH
COMPATIBLE PRODUCT



ACUCLOUD
COMPATIBLE PRODUCT



DC POWER & ENERGY METER

The AcuDC 240 series of DC power and energy meters are designed for monitoring DC consumption and generation in applications like renewable energy. The AcuDC 240 is a capable metering device able to read voltage, current, power, energy and ampere-hour.

ACCUENERGY.COM/ACUDC-240

- ACUDC 240 +

KEY FEATURES

Built-in three-line LCD display.

Optional MODBUS RTU communications.

Monitor and control power switches.

Standard 72x72mm size allows for drawer type panel installation.

Accessible with SCADA, PLC systems.

Onboard data logging provides historical logging of all DC metering parameters for analysis.

Built-in hall effect sensor power supply (+/- 15Vdc) for ease of measuring with hall effect sensor.

Optional digital input and output, analog and relay output I/O expansions.





SOLAR ARRAYS

Monitor the power and energy produced directly from the solar array before the inverter for the most accurate analysis of solar production.

VEHICLE CHARGING

Audit and observe the electrical consumption of recharging stations or individual EV motors from a charge station in real time, as an accumulated total, and with historical data logging.

WIND TURBINES

Meter the production and effectiveness of wind generated energy before being sent into the grid, and integrate with existing systems through Modbus RTU.

ACUDC 240 SERIES MODELS

	AcuDC 241	AcuDC 242	AcuDC 243
Application	Meter integration and monitoring of DC voltage	Meter Integration and monitoring of DC current	All DC monitoring and metering applications
Metering	Voltage	Current	Voltage, Current, Power, Energy, Ampere-Hour
I/O Modules Available	•	•	•
Data Logging			Optional
Communications		Optional built-in MODBUS RTU	



ACUMESH
COMPATIBLE PRODUCT





ACUPANEL 9100

KEY FEATURES

Factory pre-wired for fast, reliable installation.

Factory pre-configuration eliminates meter programming on-site.

Required accessory components are all pre-installed.

Self-powered panel does not require separate power supply.

Durable enclosures provide high tolerance for external force with well protection.

Available metering options include the Acuvim II series and Acuvim L series.

Housed in either a NEMA 4 rated industrial steel panel, or NEMA 4X rated polycarbonate panel for either indoor or outdoor implementation.

EASY INSTALL PANEL METER

Cut down on costly installation with these pre-configured and pre-installed panel metering systems. The AcuPanel series also features some of Accuenergy's most powerful meters including the Acuvim II and Acuvim L series, all enclosed in either a NEMA 4 or NEMA 4X enclosure for versatile installation options.

ACCUENERGY.COM/ACUPANEL



ACUMESH
COMPATIBLE PRODUCT




ACUCLOUD
COMPATIBLE PRODUCT




CLEAN FACTORY WIRING

Tight, reliable and tested factory installed connections and components provide for a more reliable error-free install.



COMPONENTS INCLUDED

Shorting blocks for CTs and fused terminal blocks for voltage connections pre-installed, color-coded and labelled.



PRE-CUT ENCLOSURE

Two pluggable pre-cut holes allow wires to be fed through the panel without any modification.

ACUPANEL SERIES MODELS

	AcuPanel 9104	AcuPanel 9104X
Application	Industrial Strenght indoor plug n' play installation where highly secure/durable steel casing is needed.	Weather resistant plug n' play retrofit installation where weather proof enclosures are necessary
NEMA Rating	NEMA 4	NEMA 4X
Suitable for Indoor Use	•	•
Suitable for Outdoor Use		•
Pre-Configured	•	•
Pre-Wired	•	•
Dimensions	10" x 13.52" x 8.68" (254 x 324 x 220.5 mm)	7.88" x 11.81" x 7.34" (200 x 300 x 186.5 mm)



ADVANCED DATA ACQUISITION

The AcuLink 710 connects Accuenergy meters and third party devices to external IP-based systems. This system offers access to meter data from remote sites, real-time performance data, monitoring of peak demand and more.

ACCUENERGY.COM/ACULINK-710



ACUMESH
COMPATIBLE PRODUCT

ACCUENERGY

- ACULINK 710 +

Data Collection & Distribution

AcuLink collects and logs time-stamped data from connected devices, storing locally in non-volatile memory. Using an Ethernet connection you can push/pull data via a number of standard protocols.

Embedded Solution

Compact size and industrial temperature range makes the AcuLink an ideal solution for embedded applications. Effectively reducing integration time by collecting and distributing power and energy information directly.

Compatibility

Compatible with Accuenergy's web-based energy management system solution AcuWatt EMS, and a wide range of other frontend software solution.

Installation

No software required. Data can be easily accessed via web browser. Offering an integrated meter library to help speed installation.



FEATURES, BENEFITS AND APPLICATIONS

Connect between backend meters and servers, and present information in front end.

Access energy information from local or remote sites.

View real time performance data.

Push or pull meter data to energy dashboards, kiosks and software applications.

Monitor renewable energy performance and production.

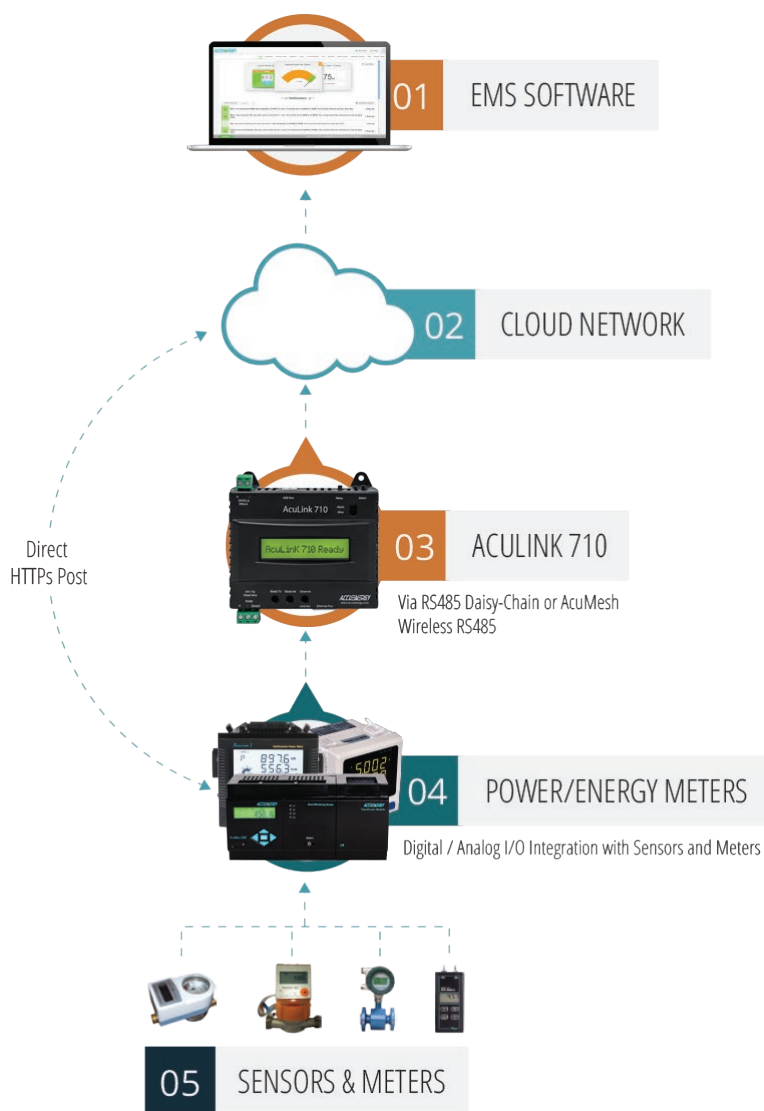
Monitor performance of critical systems such as lighting, HVAC, PDUs, inverters, etc.

Track energy use and peak demand.

Alarm notification for data points above or below target levels including SNMP Traps.

Measurement and verification (M&V).

LEED/ Energy star certification.





» ACUMESH «

W I R E L E S S R S 4 8 5 N E T W O R K

WIRELESS RS485 NETWORK

The AcuMesh networking solution is capable of connecting RS485 enabled devices including meters, sensors, gateways, PLCs, and more, into a seamless wireless network. Offering a cost-effective non-intrusive installation requiring no additional communications wiring.

ACCUENERGY.COM/ACUMESH



KEY FEATURES

Devices are connected automatically on power up without configuration or software.

Compatible with devices running any protocols via RS485 port, e.g. Modbus-RTU, BACnet, etc.

900MHz and 868MHz frequency band available in most countries.

Highly secure communication with 128 bit Advanced Encryption Standard (AES).

Advance configuration available for complex network setup with free software.

Communicate wirelessly between meters, and any devices with RS485 running any protocol within a building or campus.

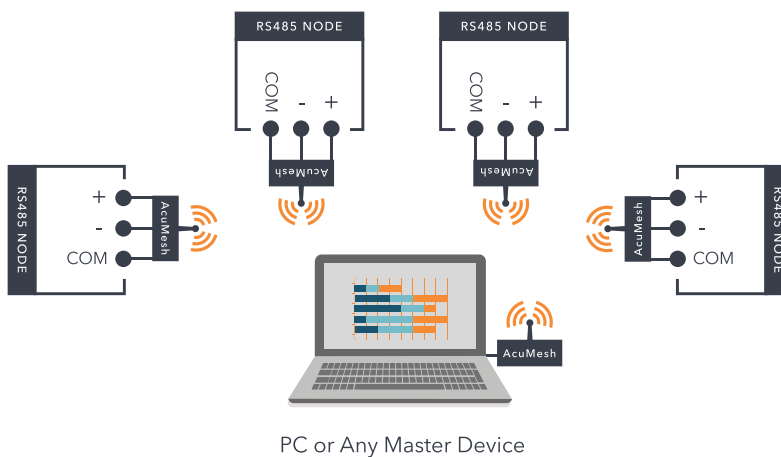

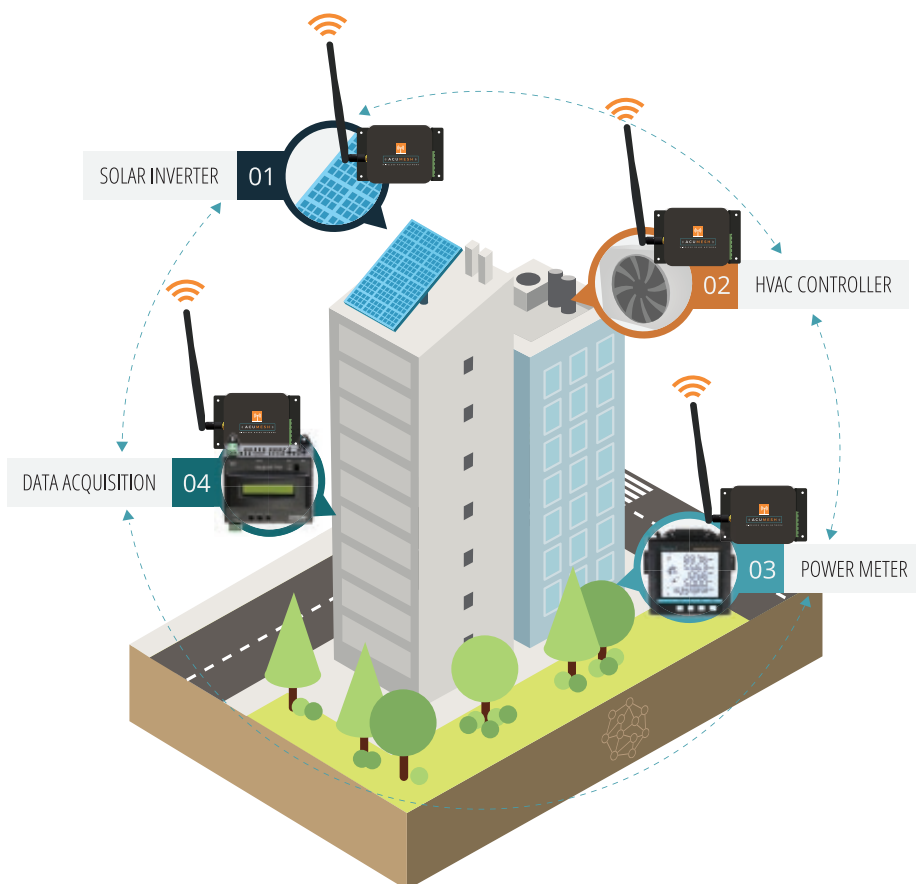
Field upgradable firmware.

Long-range communication: 1000 ft (305m) indoor / 4 Miles (6.5km) outdoor in a single hop.



ACUMESH WIRELESS RS485 NETWORK

The AcuMesh wireless RS485 network solution eliminates the need for RS485 communication wiring. Devices can directly connect to an AcuMesh transceiver, and the job is done. The AcuMesh transceiver transparently runs with any protocol and transmits data and commands wirelessly within a network.





CLOUD-BASED ENERGY METERING PLATFORM

The AcuCloud is a cloud-based facility metering platform that provides users access to real-time and historical data from power and energy meters. The data is available to view, download, forward, analyze and report.

ACCUENERGY.COM/ACUCLOUD




- ACUCLOUD +
CLOUD-BASED METERING

KEY FEATURES

Seamless integration with all Accuenergy meters such as Acuvim II series three phase power meter and AcuRev 2000 series multi-channel energy meter, and all other meters via AcuLink 810 directly.

Designed for energy professionals, Energy Saving and efficiency companies facility manager and building energy managers who are looking for professional and user friendly software to get the job done effectively.

Variety of tools designed for real time energy monitoring, measurement and verification, energy usage trend, demand monitoring and analysis, heatmaps and energy portfolio analysis.



METERING DATA STORAGE

AcuCloud stores metering data such as per phase and system voltage, current, power, energy, power factor, demand and pulses in 5-minutes interval. Provide users unparalleled granular level into historical metering data.

DATA DOWNLOAD

Users can download and export historical metering data in CSV format for further offline analysis.

DATA FORWARD + INTEGRATION

Metering data has no value without analysis from great software. With AcuCloud, user can forward all metering data to your or other 3rd party software for analysis, reporting, billing, energy efficiency studies, measurement and verification projects. AcuCloud support HTTP, HTTPS, FTP protocols with CSV and JSON data format.



ALERTS

We understand you want to be notified when certain data reaches its threshold or when meter is offline. AcuCloud offers email alerts to be triggered based on conditions set by the user.

USER MANAGEMENT

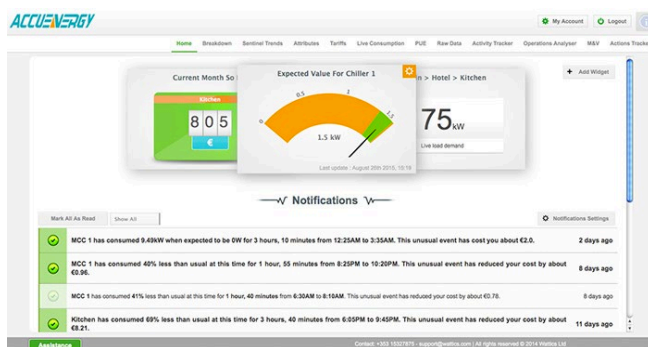
AcuCloud offers various user access levels for your organization's data. The default access level include facility, admin, manager and view-only.

DATA ANALYTICS

AcuCloud offers quick and simple data analytics tools such as trending, energy profile analysis and comparison, energy usage trends, heatmaps, demand analysis, real-time data trend and comparison, measurement and verification and etc.



ACUCLOUD INTEGRATION EXTENSIONS:




DASHBOARD

Configurable widgets allow for monitoring measurements, metrics, and savings.



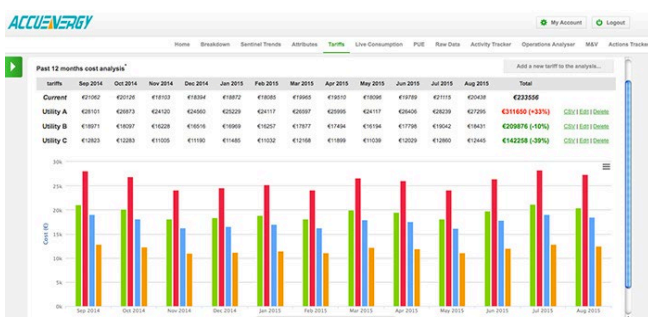
TRENDING ANALYTICS

Continually learning and profiling your power usage giving users the data they need to identify irregularities.



MEASUREMENT AND VERIFICATION

An advanced and effective alternative to conventional spreadsheets. Track energy conservation measures, calculate average consumption, and more.



TARIFF ANALYTICS

Offering a quick way to assess the expected savings when negotiating new energy contracts with utilities. Enter proposed tariffs and our tool calculates what you would have been paid over the past 12 months.



MONITOR TENANT KILOWATT-HOUR PROFILES


- Profiling the energy usage for each tenant group
- Provide tenants with accounts to view real-time energy consumption and historical energy consumption trends and profiles
- Increase awareness with tenant consumption profiles and compare against building average





1,248 kWh ▼
\$638 ▼

 Your Bill:




250 kWh
\$108



TENANT BILLING MANAGEMENT

- Manage individual tenant bill with different billing
- Process different billing structures
- Generate bill for virtual meters that are grouped from multiple submeters for internal rebilling or cost allocations
- AcuBilling creates bills based on customizable rate structure and formulas



SIMPLICITY OF INSTALLATION

Providing the ultimate ease-of-integration this high specification line of flexible AC current transformers for power metering, power quality and general use are at their best where space is limited.

[ACCUENERGY.COM/ACUCT-FLEX](http://accuenergy.com/acuct-flex)

- ACUCT FLEX +

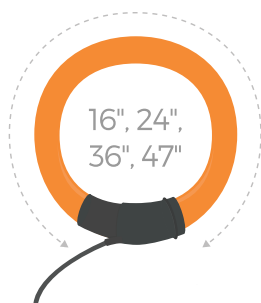
KEY FEATURES

- High accuracy for demanding applications.
- Wide frequency range means excellent choice for harmonics and power quality.
- Wide current input range 5A - 50,000A AC.
- Choice of 16", 24", 36" or 47" length.
- No additional power supply needed when used with Acuvim II Series meters.




ACUCT FLEX SERIES OPTIONS

	RCT16	RCT24	RCT36	RCT47
Input Range	5A - 50000A	5A - 50000A	5A - 50000A	5A - 50000A
Output Option	Output to Specified RCT input			
Window Size	4.17" (106mm)	7.01" (178mm)	10.67" (271mm)	14.53" (369mm)
Length	15.75" (400mm)	23.62" (600mm)	35.43" (900mm)	47.24" (1200mm)
Accuracy	0.5% Combined with Acuvim II Series at Any Point			
Standard / Certifications	UL Recognized			



4 STANDARD LENGTHS

We offer four lengths of coil, 16", 24", 36" and 47".
Custom lengths available upon request.



FLEXIBLE STYLE CT

Allows Rope-like coil to be fit into any limited space where regular CTs cannot be used.



5A to
50,000A

WIDE CURRENT SENSING

Measure current from 5A to 50,000A on a each standard coil.
Higher current range available upon request.



10 Hz - **20** kHz

WIDE FREQUENCY RESPONSE RANGE

Standard frequency response range 10 Hz - 20KHz.
Higher frequency ranges available upon request.

.5%
ACCURACY


HIGH ACCURACY & LINEARITY

Across the entire range of measurement the accuracy is 0.5%.

mV/kA
OUTPUT

STANDARD & CUSTOM OUTPUT

Multiple options of output ratio such as: 100mV/1000A, 40mV/1000A, 25mV/1000A, 10mV/1000A.



FLEXIBILITY FOR ANY SYSTEM

This plug-n-play solution can be integrated with almost any power meter and equipment. Individual CT ratios can be configured for each channel. Compatible with any single or three phase application with different current ratings.

ACCUEENERGY.COM/ACUCT-RIK

- RIK SERIES +

KEY FEATURES

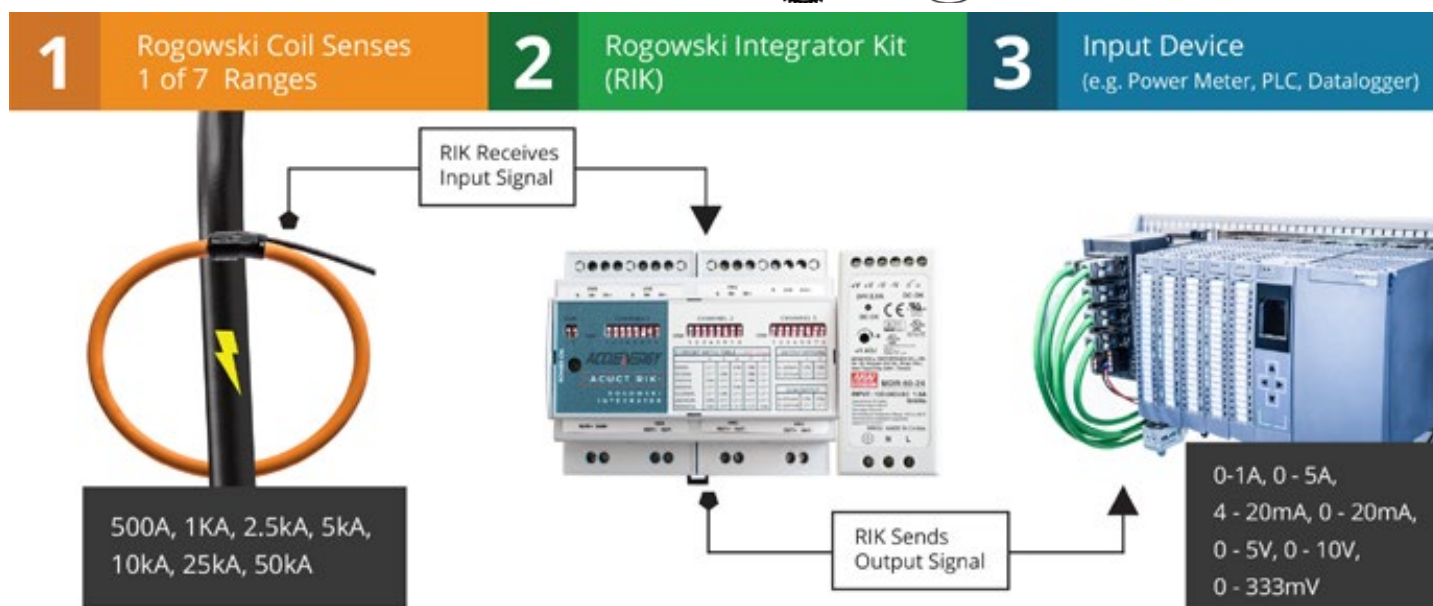
Seven field-configurable CT ratios: 500A, 1kA, 2.5kA, 5kA, 10kA, 25kA, 50kA.

Output types include 0-5A, 0-1A, 0-333mV, 4-20mA, 0-20mA, 0-5V, 0-10V.

Individual CT ratios can be configured for each channel. Works in any single phase application with different current ratings.

Works in both 50Hz and 60Hz systems.

Choice of 16", 24", 36" or 47" length.





- ACUCT R +

KEY FEATURES

5A - 5000A AC current input range.

Revenue grade accuracy meets IEC 60044-1 Class 0.5s.

UL listed for XOBA UL2808 standard, CSA C22.2 No. 61010-1.

Multiple voltage or current secondary output options including 5A and 333mV.

Multiple mounting options with included accessories, and multiple window shapes and sizes available.



HIGH ACCURACY SPLIT CORE CTS

High-accuracy split core current transformers with a unique press-to-open hinged design and current input range from 5A to 5000A AC. AcuCT R also offers revenue grade accuracy for billing applications.

ACCUENERGY.COM/ACUCT-R

ACUCT R SERIES OPTIONS



	AcuCT-075R	AcuCT-100R	AcuCT-125R	AcuCT-200R	AcuCT-3135R	AcuCT-4161R	AcuCT-5170R
Input Range	1A - 150A	5A - 250A	5A - 400A	5A - 1000A	5A - 1500A	5A - 5000A	5A - 5000A
Typical Input	50A, 100A, 150A	100A, 200A, 250A	100A, 200A, 300A, 400A	400A, 600A, 800A, 1000A	600A, 800A, 1000A, 1200A, 1500A	1200A, 1600A, 2000A, 2500A, 3000A, 4000A, 5000A	2000A, 3000A, 4000A, 5000A
Output Option	333mV, 80mA, 100mA, 200mA	1A, 333mV, 80mA, 100mA, 200mA	1A, 333mV, 80mA, 100mA, 200mA	1A, 333mV, 80mA, 100mA, 200mA	5A, 1A, 333mV, 80mA, 100mA, 200mA	5A, 1A, 333mV, 80mA, 100mA, 200mA	5A, 1A, 333mV, 80mA, 100mA, 200mA
Window Size	0.75" x 0.75" (19.5 x 19.5 mm)	1" x 1" (25 x 25 mm)	1.25" x 1.25" (32 x 32 mm)	2" x 2" (51 x 51 mm)	3.1" x 3.5" (80 x 90 mm)	4.1" x 6.1" (105 x 155 mm)	5.1" x 7" (130 x 180 mm)
Exterior Dimensions	2.3" x 2.3" x 0.9" (58 x 58 x 22 mm)	2.6" x 2.6" x 0.9" (65 x 65 x 22 mm)	3.2" x 3.2" x 0.9" (82 x 82 x 22 mm)	4.4" x 4.4" x 1.25" (111 x 111 x 32 mm)	5.7" x 6.1" x 1.25" (144 x 154 x 32 mm)	7.3" x 9.3" x 1.8" (185 x 235 x 45 mm)	8.3" x 10.2" x 1.8" (210 x 260 x 45 mm)
Accuracy	IEC 60044-1 0.5s class						



COMPACT SPLIT CORE MV CTS

AcuCT mV series is comprised of compact and light-weight 333mV current transformers with a split core form factor. These CTs are a cost effective solution for general panel metering applications.

ACCUENERGY.COM/ACUCT-MV

- ACUCT mV +

KEY FEATURES

Current transformers offering a conventional split core form factor.

Safe mV secondary output.

0.5% accuracy from 10-120% of rated current.

20A - 5000A AC current input range.

UL recognized.



ACUCT MV SERIES OPTIONS

	AcuCT-075	AcuCT-125	AcuCT-200	AcuCT-3050
Input Range	10A - 200A	30A - 600A	60A - 1500A	40A - 5000A
Typical Input	100A, 200A	300A, 400A, 600A	600A, 800A, 1000A, 1200A, 1500A	400A, 600A, 1000A, 1500A, 2000A, 3000A, 5000A
Rated Option	333mV			
Window Size	0.75" x 0.75" (19.1 x 19.1 mm)	1.25" x 1.25" (31.8 x 31.8 mm)	2" x 2" (50.8 x 50.8 mm)	3" x 5" (76.2 x 127 mm)
Exterior Dimensions	2" x 2.098" x 0.669" (50.8 x 53.3 x 17 mm)	3.248" x 3.35" x 1.025" (82.5 x 85.1 x 26 mm)	4.764" x 5" x 1.81" (121 x 127 x 30 mm)	5.748" x 7.5" x 1.402" (146 x 190.5 x 35.6 mm)
Accuracy	0.5%	0.5%	0.5%	0.5%
Standard / Certifications	UR, CE, RoHS			



- ACUCT 5A +

KEY FEATURES

0.5% accuracy from 10%-120% of rated current.

100A to 6000A measurement range.

Industrial standard 5A secondary output.

Optional 1A output.

Accessory kits included for mounting in multiple locations.

UL recognized.



INDUSTRIAL STANDARD 5A

Light-weight, compact split core 5A current transformers. High accuracy CTs available in a range of sizes with input ranges from 5A to 5000A AC, the AcuCT 5A offers specialized mounting clips and tension screws for ideal installation.

[ACCUENERGY.COM/ACUCT-5A](http://accuenergy.com/acuct-5a)

ACUCT 5A SERIES OPTIONS

	AcuCT-0812	AcuCT-2031	AcuCT-3147	AcuCT-3163
Input Range	5A - 400A	5A - 1000A	5A - 1600A	5A - 5000A
Typical Input	200A, 250A, 300A, 400A	400A, 600A, 800A, 1000A	1000A, 1200A, 1600A	2000A, 2500A, 3000A, 4000A, 5000A
Output Option	5A, 1A	5A, 1A	5A, 1A	5A, 1A
Window Size	0.83" x 1.22" (21 x 31 mm)	1.97" x 3.15" (50 x 80 mm)	3.15" x 4.72" (80 x 120 mm)	3.15" x 6.3" (80 x 160 mm)
Exterior Dimensions	3.5" x 4.13" x 1.57" (89 x 105 x 40 mm)	4.49" x 5.71" x 1.97" (114 x 145 x 50 mm)	5.67" x 7.28" x 1.97" (144 x 185 x 50 mm)	6.93" x 9.72" x 2.76" (176 x 247 x 70 mm)
Accuracy	0.5%	0.5%	0.5%	0.5%
Standard / Certifications	UR, CE, RoHS			



COMPACT HINGED CTS

Compact, light-weight split core current transformers designed for installation on branch circuits within an electrical panel. The AcuCT Hinged series is simple to install allowing for quick deployment in demanding applications.

- ACUCT HINGED +

KEY FEATURES

Quick & simple install with hinged clip.

Safe mV secondary output.

5A - 630A AC current input range.

0.5% accuracy from 10-120% of rated current.

UL recognized.



ACCUENERGY.COM/ACUCT-HINGED

ACUCT HINGED SERIES OPTIONS

	AcuCT-H040	AcuCT-H063	AcuCT-H100	AcuCT-H138
Input Range	5A - 75A	5A - 150A	5A - 250A	10A - 630A
Typical Input	20A, 30A, 40A, 50A, 60A	50A, 100A, 150A	100A, 120A, 200A, 250A	200A, 400A, 600A
Rated Output	333mV			
Window Diameter	0.4" (10.2 mm)	0.63" (16 mm)	1" (25.4 mm)	1.38" (35 mm)
Exterior Dimensions	1.16" x 1.64" x 1.04" (29.4 x 41.7 x 26.4 mm)	1.42" x 2.09" x 1.2" (36 x 53 x 30.5 mm)	2" x 2.76" x 1.52" (50.8 x 70.1 x 38.6 mm)	2.56" x 3.27" x 1.57" (65 x 83 x 40 mm)
Accuracy	0.5%			
Standard / Certifications	UR, CE, RoHS			

CONTACT US

TF: 1-877-721-8908

INT: +1-416-497-4100

FAX: +1-416-497-4130

E: marketing@accuenergy.com

ACCUENERGY (CANADA) INC.

2 Lansing Square, Suite 700

Toronto, ON M2J 4P8, Canada

NEED HELP?



CONTACT US FOR

ENGINEERING

DESIGN & SPECIFICATION SUPPORT





Make Energy Usage Smarter